



Year Group: Years 5 and 6 (KS2) Date: Monday 18th May 2020

Subject: Art & Design- Drawing

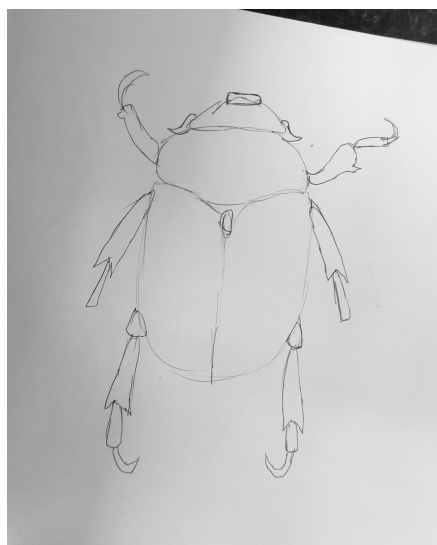
LO: I can use different pencil shading techniques to create form

Prior learning: Creating tone and shade.

Activity 1:

Choose an insect to draw from the internet or the table below.

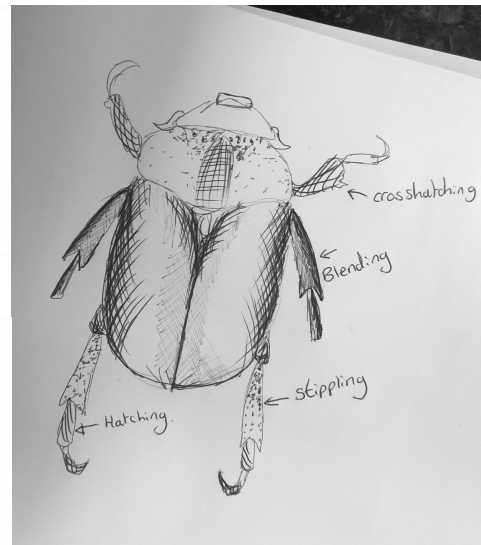
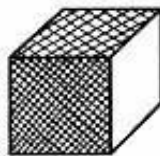
First draw the outline of the insect. Then use different shading techniques from last week to create form. Be experimental and try it with a pen or pencil!



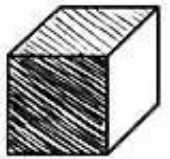
Blending



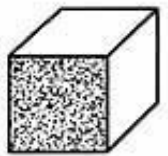
Crosshatching



Hatching



Stippling



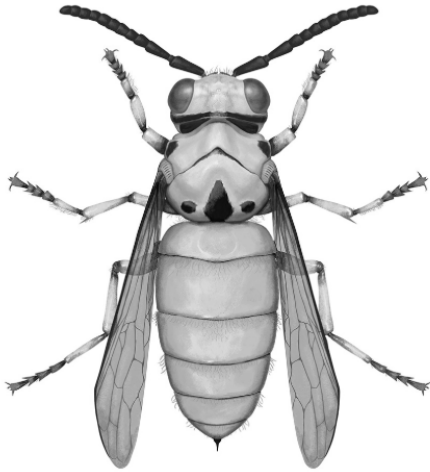


Take a photograph of your artwork and upload a photograph of it onto purple mash. Click on this icon to upload →





WHISTON WILLIS PRIMARY ACADEMY



Learning for Life

