

EYFS UTW Curriculum; Autumn 2 Reception

Children's Ideas:
What would you like to do?

Personal and Social

PSED Jigsaw- Celebrating difference

- Accept that everyone is different
- Include others when working and playing
- Know how to help if someone is being bullied
- Try to solve problems
- Try to use kind words
- Know how to give and receive compliments.

Literacy

Children will have the opportunity to:-

- Understand that information can be relayed in the form of print.
- Begins to read words and simple sentences.
- Use phonic, semantic and syntactic knowledge to understand unfamiliar vocabulary.
- Read and become immersed in the story , Super Milly and "Halibut Jackson" Literacy Tree
- Write simple sentences which can be read.

Design Technology

Christmas cards and gifts

- Experience of using basic tools e.g. scissors or hole punches with construction materials e.g. plastic, card. Experience of different methods of joining card and paper.
- To know that products are designed for a particular purpose. (KUW) To investigate objects and materials by using all of their senses appropriate. (PD) To use simple tools to effect changes to the materials. To manipulate materials to achieve a planned effect. To use a variety of materials e.g Velcro, string, wool. To experiment with different joining techniques.

Do pine cones know it's raining?



Music

Unit 2 Cross-curricular and topic-based focus:

My Stories - explore: using your imagination, Christmas, Festivals, Fairies, Pirates, Treasure, Superheroes, Let's pretend, Once upon a time

Understanding the World

Past and Present/ History

Talking about events in their own lives and recalling special times with their families. Birthdays, Christmas etc

People, culture and communities

A special baby/Christmas

The natural world

Looking at seasonal changes and the environment around us.

The weather- Freezing, cold, temperature

NCETM Mastering Number

- Subitising
- Cardinality, ordinality and counting
- Composition
- Comparison
- See Mastering Number overview

SSM is carefully incorporated across the curriculum and provision

Physical development –PE Dance

Shape, Travel, Jumping

Revise and refine the fundamental movement skills already acquired. Develop overall body-strength, balance, co-ordination agility

Develop small motor skills

Use their core muscle strength to achieve a good posture when sitting at a table or sitting on the floor

Literacy, Communication and Language TEXT: Super Milly



Learn new vocabulary and use this throughout the day and in different contexts

Ask questions to find out more and to check they understand what has been said to them

Articulate their ideas in well-formed sentences

Knowledge and Understanding of the World

All about me


Celebrate difference ([Jigsaw Curriculum](#))

Accept that everyone is different Include others when working and playing

Know how to help if someone is being bullied. Try to solve problems
Try to use kind words Know how to give and receive compliments

Regulate and understand my emotions (happy, sad, excited worried, nervous, cross).

Use the language of emotion to talk about how situations have Made us feel.



All About my Body

Sit at a table and begin to form letters correctly.
I will form lowercase letters.

Develop my expressive movements through the topic of “everyday life”. ([Get Set 4 PE](#))

Explore space and how to use it safely.

Copy and repeat and remember actions.

Count to keep in time with the music.

Perform and begin to give simple feedback.



Science

Use all my senses appropriately to explore different materials, with increased concentration to address curiosity.

For Example “ sort and categorise a variety of everyday materials, including wood, plastic, glass, metal, water, and rock


All about my Family

Talking about events in their own lives and recalling special times with their families. Birthdays, Christmas etc
Look at Ways in which different families celebrate. ([RE What is a celebration?](#))

What is Diwali? Introduction to Hindu celebration; Why is it important?

Read , The Best Diwali Ever; Make Diva clay pots

The Meaning of Christmas; Who is Jesus?
Perform Christmas Nativity



How I change over Time

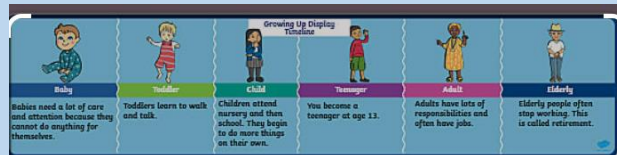
Use basic chronology to organise the different stages of the human life cycle.

Revisit that the human life cycle is made up of stages (baby, toddler, child, and teenager, adult, elderly).

Begin to develop an understanding of past and present

- Understand and interact with a timeline that represents the school year e.g. showing birthdays, festivals, trips and other significant events

-Compare and contrast characters from stories, including figures from the past; Look at Guy Fawkes and the significance of Bonfire Night



History

All About Where I live Geography

The natural world Looking at seasonal changes and the environment around us.

The weather- Freezing, cold, temperature Investigate materials; waterproof / non waterproof What clothes do we wear during different; Make a weather station



Describe what they see, hear and feel whilst outside;

Observe and identify key characteristics of each season
For [Science](#) Example “Begin to recognise and name some

familiar plants and animals in their local environment e.g. oak tree, plants, sunflower, robin etc

Draw information from a simple map

Understand the effect of changing seasons on the natural world around them

Key Vocab

PHSE; Special Proud Kind Same Happy Sad Frightened Family
RE; Nativity, Jesus, Advent, Christian, Hindu, Diwali
PE ;Balance, Crawl, Forward, backwards, bend, change direction





Animals and their habitats; senses e.g. touch, taste, feel, see, smell, plant and tree parts e.g. seed, plant, petal, stem, roots, leaves, branch, bark.

Materials; , clear ,rough, smooth, shiny ,bumpy, waterproof, magnetic ,material names e.g. plastic, glass, metal, observe, magnifying glass

Seasons; Autumn winter spring summer

Weather; cold, hot, rain, wind, cloud, sun, snow, ice

History; in the past, present, long ago, yesterday, tomorrow, months, next week, this week, months of the year, days of the week, time-line, time, younger, older, before I was born, when parents/grandparents were little, Bonfire, Guy Fawkes

	<p align="center"><u>Design Technology</u></p> <p>Use basic tools e.g. scissors or hole punches</p> <p>Use different methods of joining card and paper.</p> <p>Design and make fabric Superhero capes To know that products are designed for a particular purpose. To investigate objects and materials by using all of their senses appropriate.</p> <p align="center"><u>Physical Development</u></p> <p>To use simple tools to effect changes to the materials. To manipulate materials to achieve a planned effect.</p> <p>To use a variety of materials e.g Velcro, string, wool. To experiment with different joining techniques.</p>	<p align="center"><u>Music</u> <u>Charanga</u></p> <p>Unit 2 Cross-curricular and topic-based focus: My Stories - explore: using your imagination, Christmas, Festivals, Fairies, Pirates, Treasure, Superheroes, Let's pretend, Once upon a time</p>  <p align="center">Listen and Respond Explore and Create Using Voices and Instruments (Musical Activities) Sing (Musical Activities) Share and Perform</p>	<p align="center"><u>PE</u></p> <p align="center">Get Set 4 PE Dance Co-ordination Travelling Copying and performing actions</p> <p>Develop my expressive movements through the topic of "everyday life".</p> <p>Explore space and how to use it safely. Copy and repeat and remember actions. Count to keep in time with the music. Perform and begin to give simple feedback.</p> 
	<p align="center"><u>Computing</u></p> <p>Use a basic paint program on An ipad. Know that a touchpad represents our finger. Move the arrow around using a touchpad Draw simple marks and shapes using a touchpad Save to tray (Folder)</p> 	<p align="center"><u>Performance</u></p> <p>Children will learn a repertoire of songs and perform a Christmas Nativity</p> 	<p align="center"><u>Key Vocab</u></p> <p><u>DT:</u> Cut, join, design, make, material, project, plastic, card, hole punch <u>Music:</u> Imagination, Christmas, festivals, fairies, pirates, treasure, superheroes, let's pretend, once upon a time. <u>PE :</u> Balance, Crawl, Forward, backwards, bend, change direction <u>COMPUTING:</u> internet, Ipad, Mini Mash, picture, press, Save, Tablet, tray, Turn on, Turn off</p>

